

Tolerances

Shaft dia: f7 (< 55 mm id.)

h8 (> 55 mm id.)

Housing: H7

Material: Triple-layer bushing

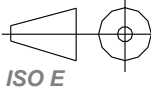


Tinplated steel-layer (anti-corrosive)

Sintered, multiporous bronzelayer

PTFE sliding surface (selflubricating)

Chamfer: Inner and outer ends

This document and its contents are the exclusive property of Lagermetall AB, and may not be copied, reproduced, transmitted or communicated to a third party, or used for any purpose without written permission.

A4  ISO E	 IRONCAD 2D drawing 3D model is available	General Tolerances acc to:	File Name: 410-BM-F-LMB.icd	Template Created Date: 2016-08-16 12:46	
		ISO 2768-mK	Drawn by: UP	Weight g: 39.30	Material: Triple-layers
 www.lagermetall.se			Wrapped bushing flange BM-LMB		Sheet No: 1 (1) ...
					Doc. No: 410-BM2438F35LMB